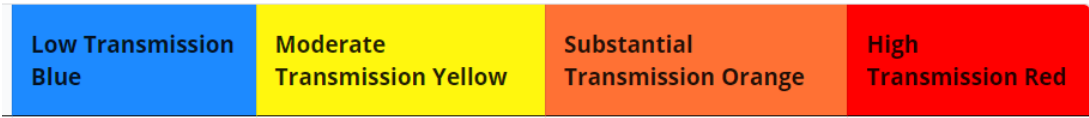


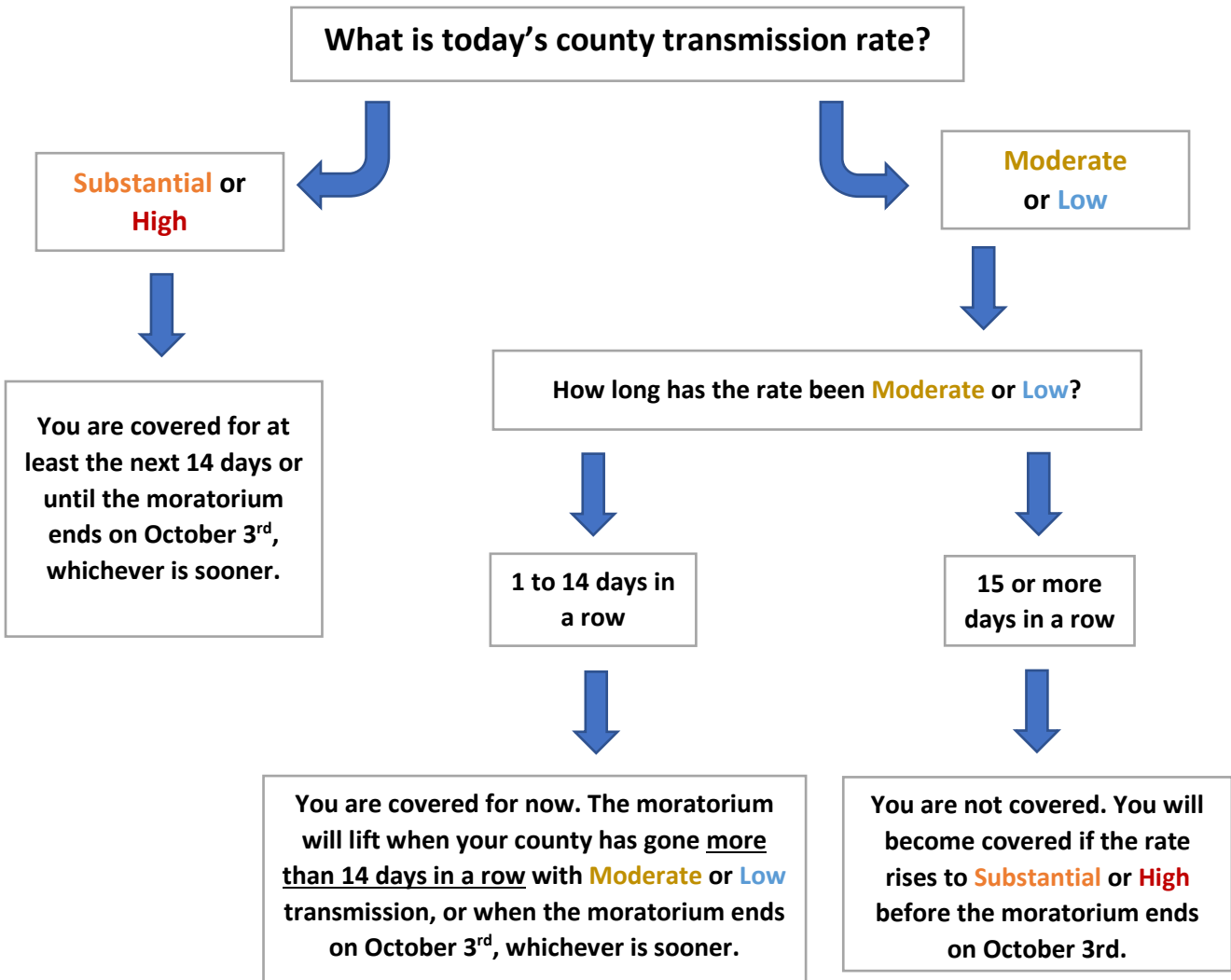
# How to Determine if a County is Covered by the CDC Eviction Moratorium

## Which counties are covered by the CDC eviction moratorium?

- The CDC ranks a county’s COVID-19 transmission rate on a four-color sliding scale of **Low (Blue)**, **Moderate (Yellow)**, **Substantial (Orange)** and **High (Red)**.



- Counties with **Substantial** or **High** COVID-19 transmission rates are covered by the moratorium and *will remain covered for at least 14 days or the moratorium expires on October 3, 2021, whichever is sooner.*
- Counties in the **Substantial** or **High** categories will continue to be covered until the moratorium expires on October 3, 2021 *unless the transmission rate falls to Moderate or Low and remains there for 14 days in a row.* The moratorium will no longer be in effect on the 15<sup>th</sup> day of **Moderate** or **Low** transmission levels.



# How do I tell if my county is currently covered by the CDC eviction moratorium?

## Part 1

1. Go to the CDC's COVID County Data Tracker: <https://covid.cdc.gov/covid-data-tracker/#county-view>
2. Select your state and county.

## COVID-19 Integrated County View

Maps, charts, and data provided by CDC, updates daily by 8 pm ET<sup>†</sup>

Select state and county to populate county-specific data:

State: California

County or metro area: Alameda County

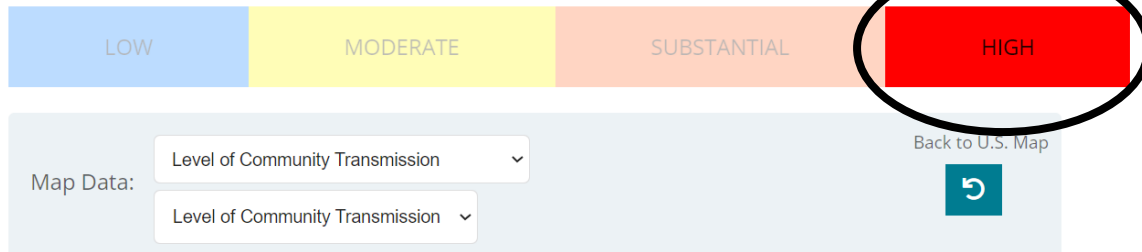
Time Period: Tue Aug 03 2021 - Mon Aug 09 2021

This site provides an integrated, county view of key data for monitoring the COVID-19 pandemic in the United States. It allows for the exploration of standardized data across the country.\* The footnotes describe each data source and the methods used for calculating the metrics. For the most complete and up-to-date data for any particular county or state, visit the relevant health department website. Additional data and features are forthcoming.

\*County level data are not available for territories. Territory level data is available under the [Cases, Deaths, and Testing tab](#). Data presented here for District of Columbia may differ from those presented on the [Cases, Deaths, and Testing tab](#). For CDC's most up to date data for District of Columbia, select District of Columbia in the dropdown on this tab or see the map below

3. Scroll down to the section called "Level of Community Transmission", which will have 4 colored bars.

Level of Community Transmission in Alameda County, California



If your county is in the **Substantial (Orange)** or **High (Red)** category, you are currently covered by the eviction moratorium and will remain covered for at least 14 days.

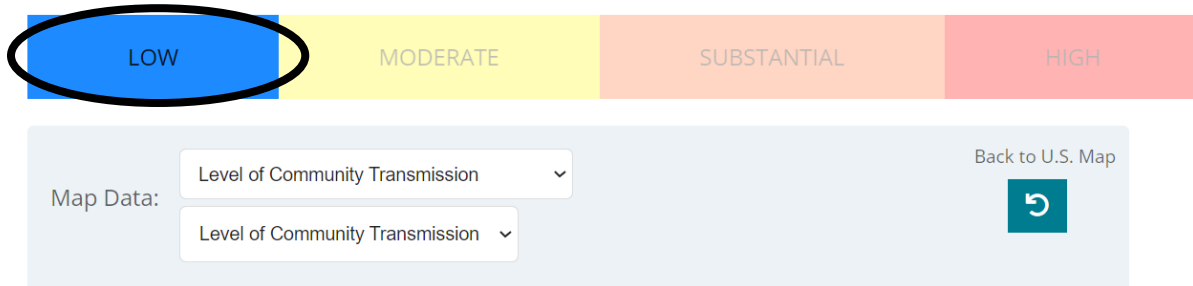
Counties in the **Substantial (Orange)** or **High (Red)** categories will continue to be covered until the moratorium expires on October 3, 2021 unless the transmission rate falls into the **Moderate (Yellow)** or **Low (Blue)** category and remains there for more than 14 days in a row.

**You can stop here if your county is in the Substantial or High category.**

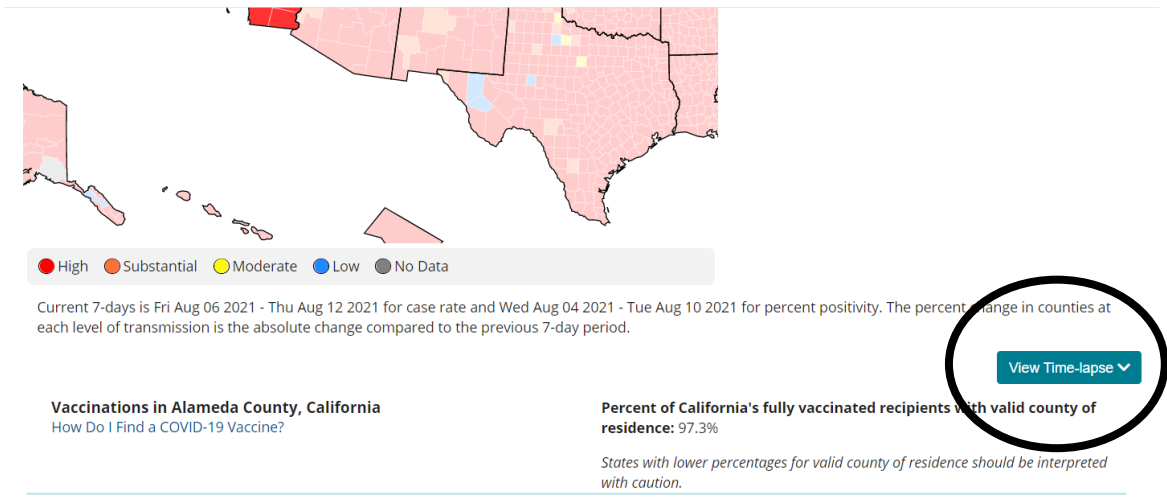
Part 2

4. If your county is in the **Low (Blue)** or **Moderate (Yellow)** category, you will need to take a few more steps to see if your county is currently covered by the eviction moratorium.

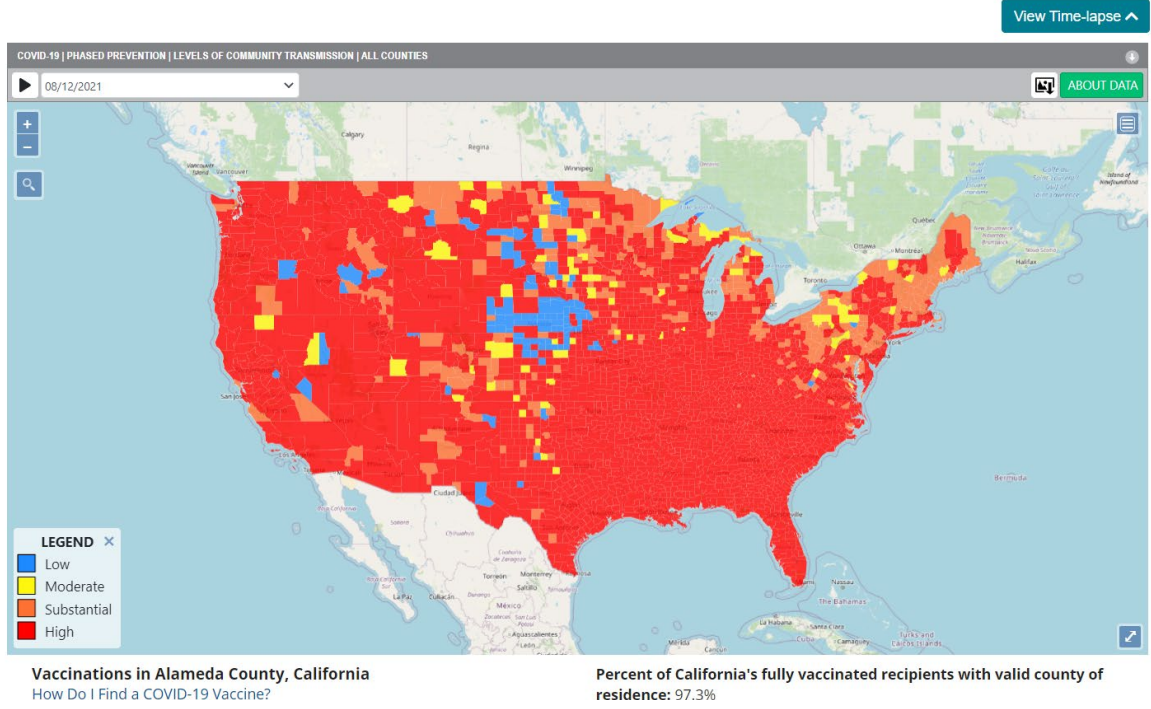
Level of Community Transmission in Esmeralda County, Nevada



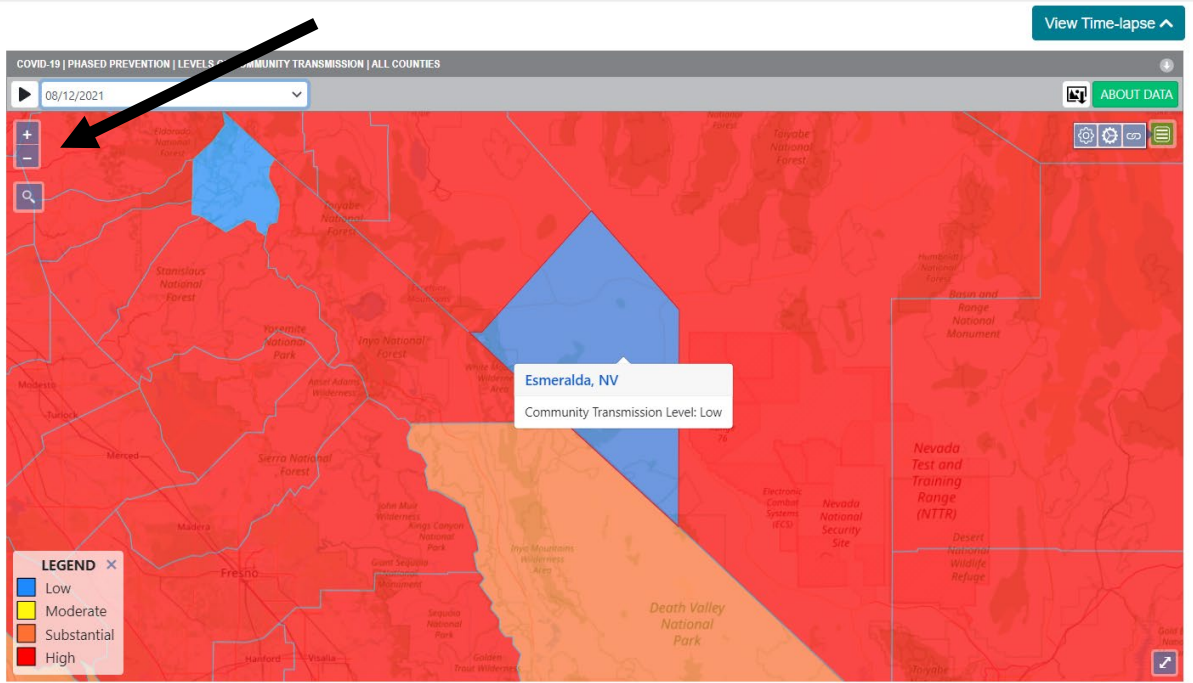
5. Scroll to the bottom of the map and click on the button labeled "View Time Lapse".



6. This will open a second map of the U.S., with each county color-coded by its transmission rate. The county name will pop up when you hover your mouse over it.



7. Locate your state and double click on it to zoom in. Hold down your mouse and drag to re-center the map. Keep double-clicking until you can easily see your county. You can also use the blue + and – buttons to zoom in and out.

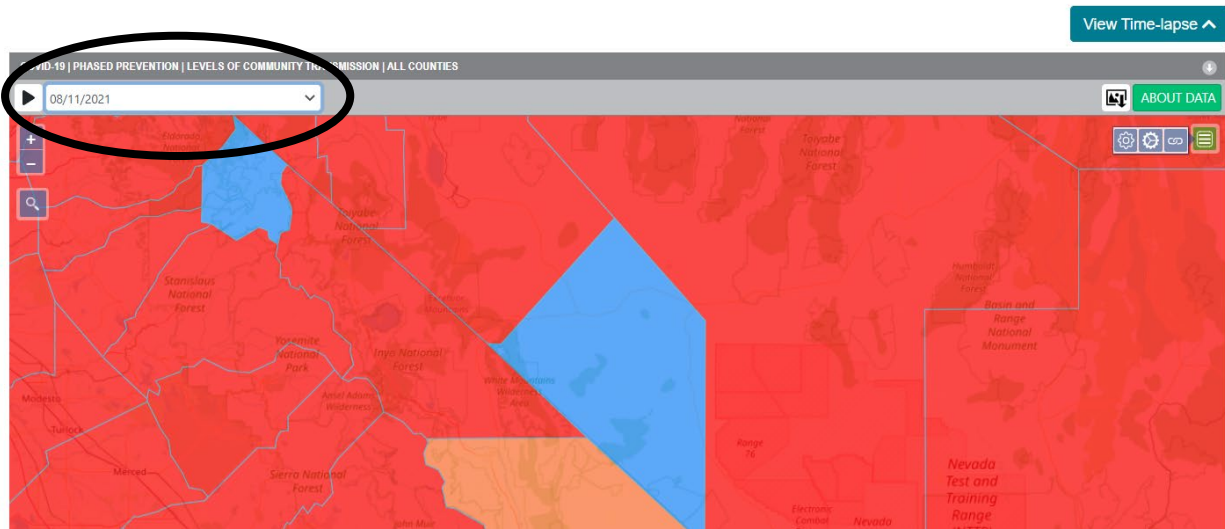


Vaccinations in Esmeralda County, Nevada  
How Do I Find a COVID-19 Vaccine?

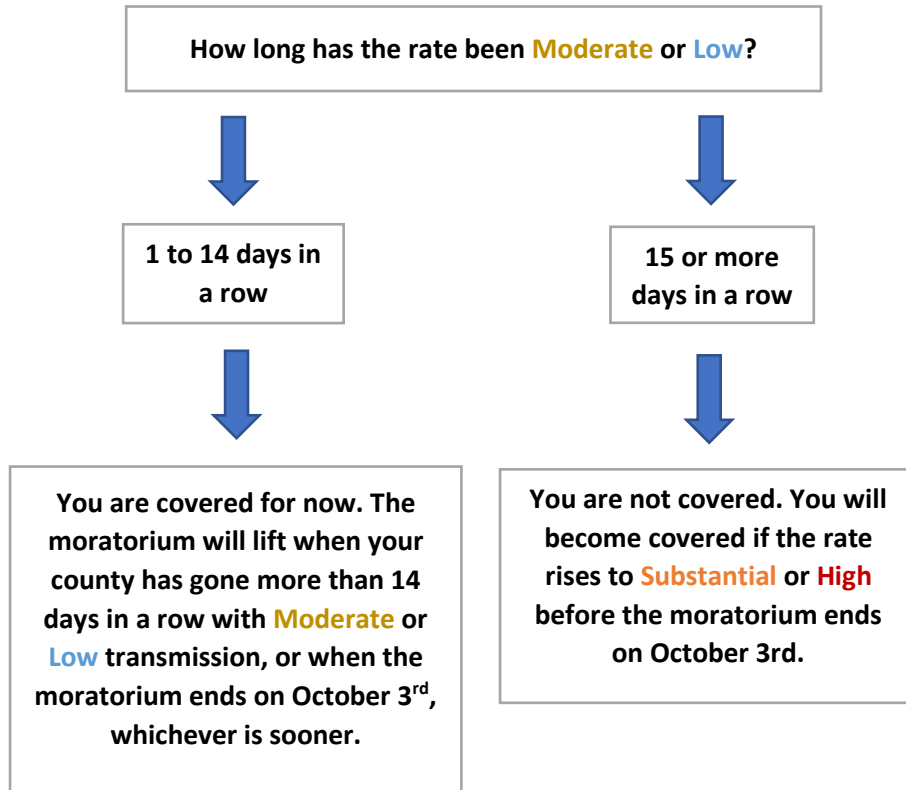
Percent of Nevada's fully vaccinated recipients with valid county of residence: 94.9%

- Click on the drop-down menu in the upper left corner of the map. **You can use the menu to look up the county transmission rate for the last 30 days.**

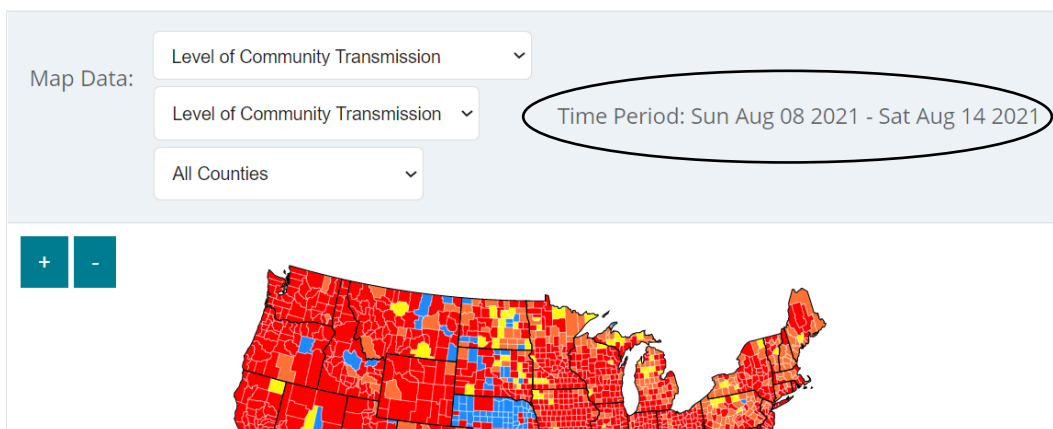
Select an earlier date from the menu. The map will refresh with that day's transmission level. Note that **your county will not change color if the transmission level has not changed.**



9. On a piece of paper or in a spreadsheet, record each date and the transmission level for each date between today (day 1) and 15 days ago. Count how many days *in a row* your county has been **Moderate** or **Low**. Use the chart below to determine your coverage.



Why does the CDC's website list a 7-day time period next to the transmission rate? Does today's transmission rate apply to the last 7 days?



- No, the daily transmission rate **only applies to today**. If you are trying to determine if your county is covered by the eviction moratorium, **you must look up the transmission level for each day separately**. The daily rate does not apply to the prior 7 days.
- The “time period” refers to the fact that the CDC uses information collected over the last 7 days to calculate today’s transmission rate.

## What happens if my county’s transmission rate changes?

It could mean that you are no longer covered by the eviction moratorium OR you may become newly covered by the moratorium.

- If your county’s transmission rate was **Substantial** or **High** and it falls to **Moderate** or **Low**, you are still covered by the moratorium *until the transmission rate has been Moderate or Low for more than 14 days in a row*. After 14 straight days of **Moderate** or **Low** transmission rates, the moratorium will no longer cover your county.
- If your county’s transmission rate was **Moderate** or **Low** and rises to **Substantial** or **High** at any point, you are covered by the moratorium.

## What should I do if my county is at or approaching 14 straight days of Moderate or Low transmission?

- Keep checking the CDC’s county website daily. It is updated by 8 pm ET each day.
- If more than 14 days pass with a **Moderate** or **Low** transmission rated, you will no longer be covered and could be evicted. However, other laws may protect you from eviction. Consult a lawyer if you receive any notices from your landlord.
- If the transmission rate rises to **Substantial** or **High** before an eviction order is carried out, you will become protected.