


The Assessment of Fair Housing Process


Getting Involved



START EARLY

Find out...

- ✓ If your city or county has to complete an Assessment of Fair Housing (AFH). All PHAs that get HUD funds have to do an AFH.
- ✓ When the AFH is due.
- ✓ If your locality or PHA intends to do a joint/regional AFH. This can affect due dates.
- ✓ If your locality or PHA intends to hire a consultant. Ask to be involved with the selection process.



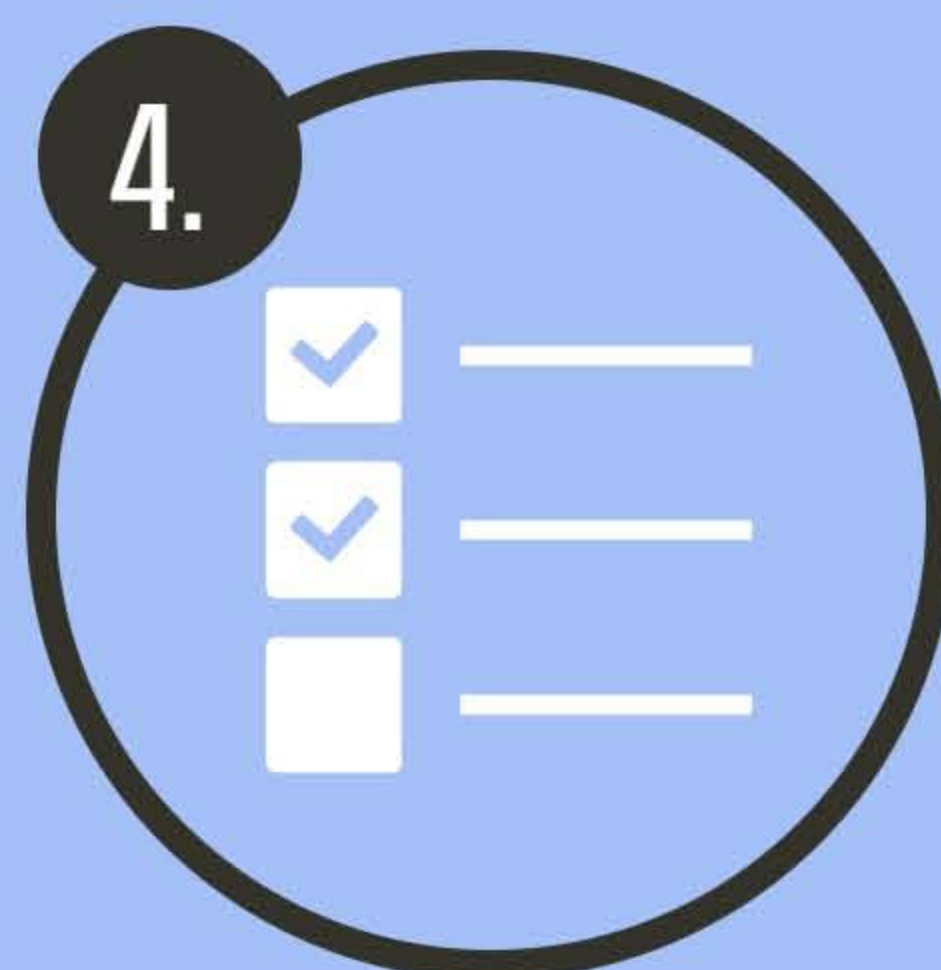
SET THE STAGE

- ✓ Ask to be informed of key deadlines, dates, and developments in the process.
- ✓ Assemble a coalition of advocates and like-minded stakeholders.
- ✓ Discuss key objectives with other advocates and formulate a participation strategy, such as goals and problems you'd like to see the AFH address.
- ✓ Comment on your locality's community participation plan; it should be updated before the start of the AFH process.
- ✓ Discuss AFH outreach with your locality/PHA, including specific needs of LEP residents and persons with disabilities.



PARTICIPATE

- ✓ Help get the word out about the AFH process to the populations you serve.
- ✓ Participate in the required hearings. Encourage the locality or PHA to hold additional meetings or focus groups. Help get residents to turn out to public meetings and hearings.
- ✓ Complete and help distribute any surveys conducted by your locality/PHA.
- ✓ Don't get overwhelmed. The AFH is a large document that covers many areas, so focus on a few key issues to comment on (e.g., issues with the local voucher program). If you're extremely time-limited, focus on reviewing the proposed goals in the AFH.



FOLLOW-UP

- ✓ Make sure your locality or PHA is following through on AFH goals.